

AS ONE, WE CAN.

ONE

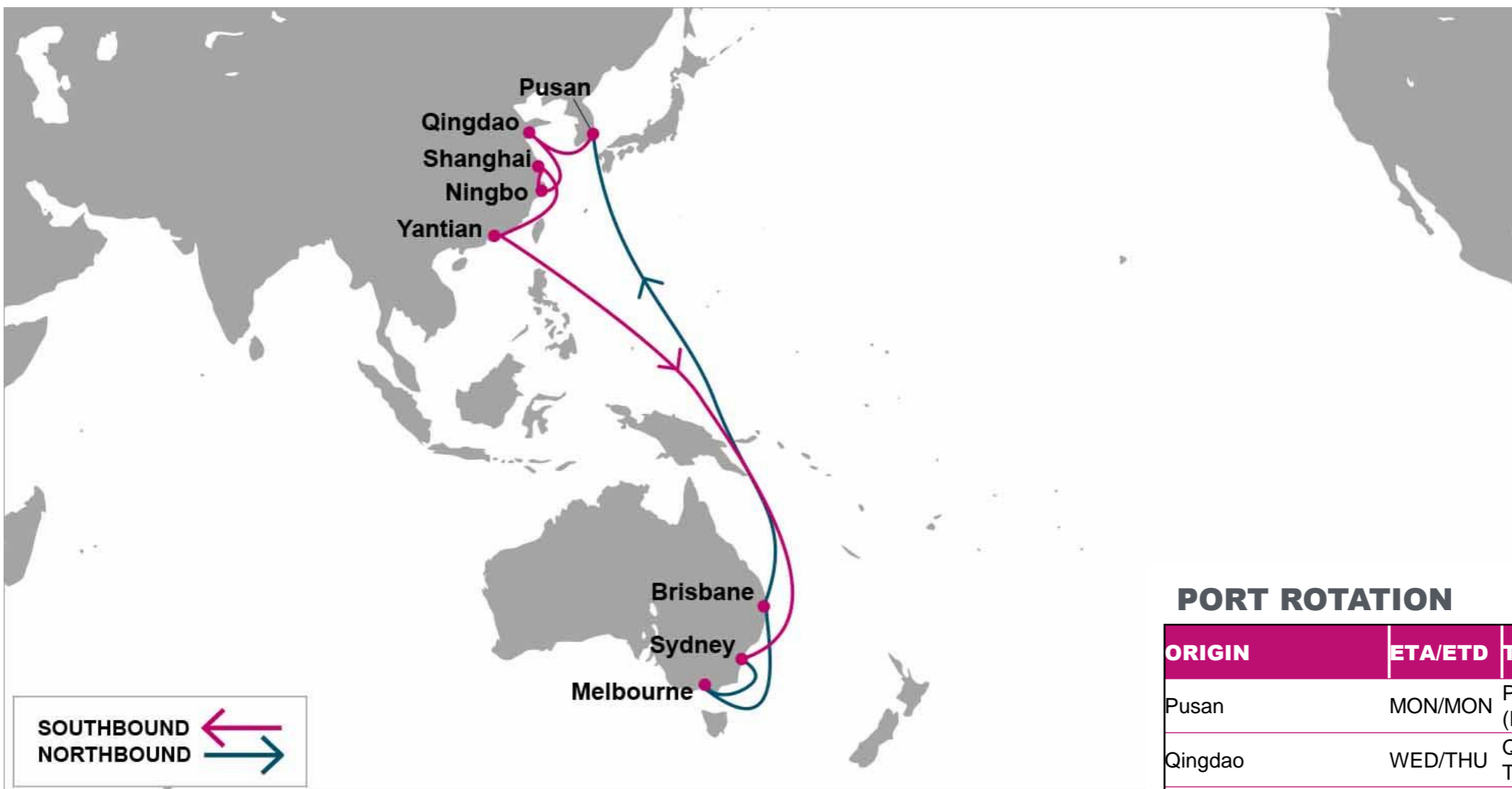
OCEAN NETWORK EXPRESS



Service Maps
OCEANIA

Copyright © Ocean Network Express Pte. Ltd. All Rights Reserved

For more information, please click [here](#)



PORT ROTATION

(Terminals are subject to change)

ORIGIN	ETA/ETD	TERMINAL
Pusan	MON/MON	Pusan Newport International Terminal (PNIT)
Qingdao	WED/THU	Qingdao New Qianwan Container Tml (QQCT)
Ningbo	FRI/SAT	Ningbo Beilun International/First Container Terminals (NBCT)
Shanghai	SUN/MON	SIPG Waigaoqiao Phase II/III (SIPGZCT)
Yantian	THU/THU	Yantian International Container Terminal (YICT)
Sydney	MON/WED	Patrick Terminals
Melbourne	THU/FRI	Victoria International Container Terminal (VICT)
Brisbane	MON/TUE	HPH Brisbane
Pusan	MON/MON	Pusan Newport International Terminal (PNIT)
Turnaround days: 42		

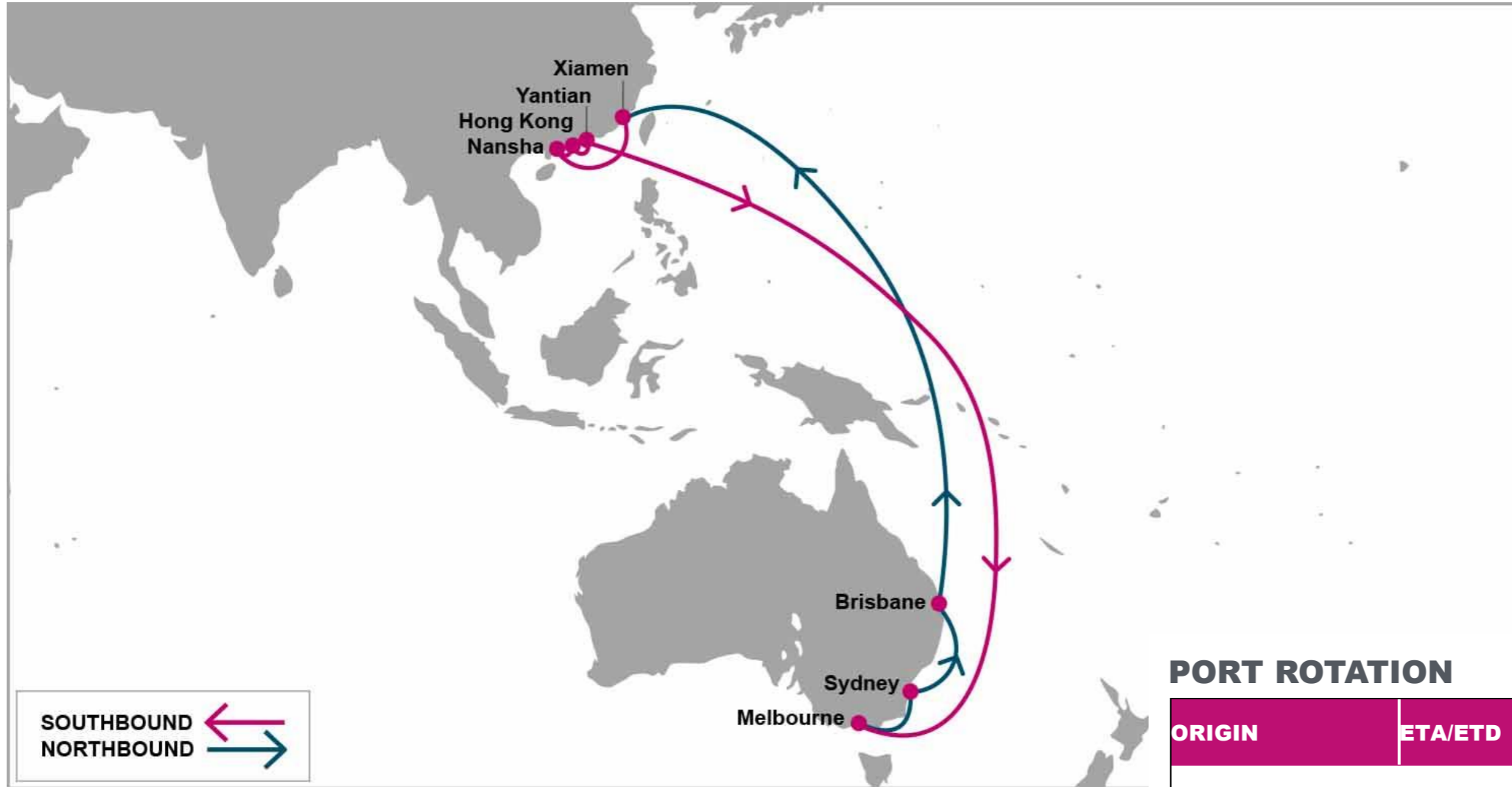
S/B	SYD	MEL	BNE	N/B	PUS	TAO	NGB	SHA	YTN
PUS	21	24	28	SYD	19	21	23	25	29
TAO	18	21	25	MEL	17	19	21	23	27
NGB	16	19	23	BNE	13	15	17	19	23
SHA	14	17	21						
YTN	11	14	18						

KEY TRANSIT TABLE - UNLOCODE PORT NAME & COUNTRY NAME

PUS: Pusan, South Korea | **TAO:** Qingdao, China | **NGB:** Ningbo, China | **SHA:** Shanghai, China | **YTN:** Yantian, China | **SYD:** Sydney, Australia | **MEL:** Melbourne, Australia | **BNE:** Brisbane, Australia

NOTE: Transit times and port rotation are as of now and subject to change

For more information, please click [here](#)



PORT ROTATION

(Terminals are subject to change)

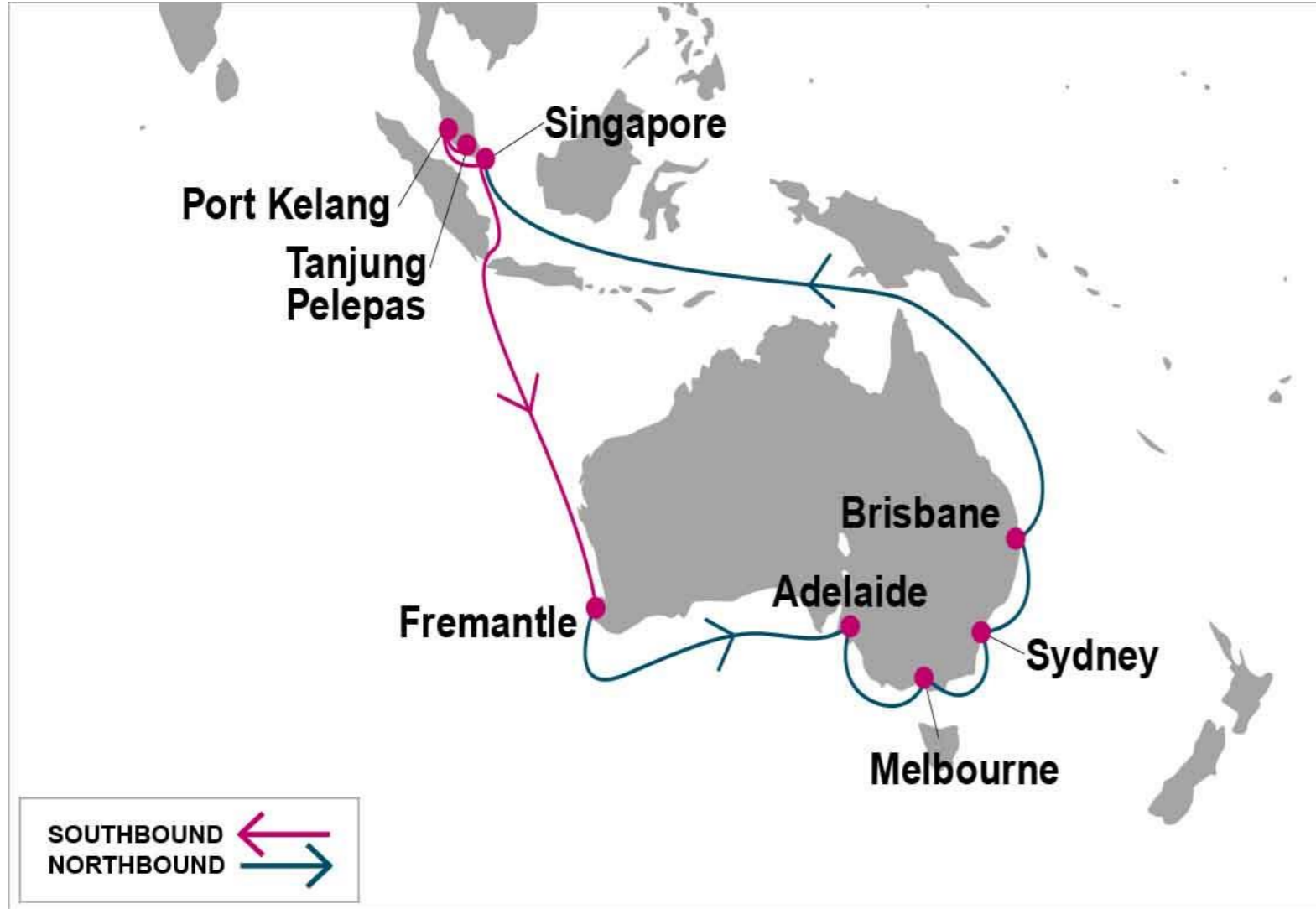
ORIGIN	ETA/ETD	TERMINAL
Xiamen	WED/WED	Xiamen Hairun Container Terminal (XRCT)
Nansha	FRI/FRI	Guangzhou South China Oceangate Terminal
Hong Kong	SAT/SAT	Modern Terminals Limited (MTL)
Yantian	SAT/SUN	Yantian International Container Terminal (YICT)
Melbourne	SUN/MON	DP World Melbourne
Sydney	WED/WED	DP World Sydney
Brisbane	FRI/SAT	DP World Brisbane
Xiamen	WED/WED	Xiamen Hairun Container Terminal (XRCT)
Turnaround days: 35		

S/B	MEL	SYD	BNE	N/B	XMN	NSA	HKG	YTN
XMN	18	21	23	MEL	16	18	19	19
NSA	16	19	21	SYD	14	16	17	17
HKG	15	18	20	BNE	11	13	14	14
YTN	14	17	19					

KEY TRANSIT TABLE - UNLOCODE PORT NAME & COUNTRY NAME

XMN: Xiamen, China | **NSA:** Nansha, China | **HKG:** Hong Kong, China | **YTN:** Yantian, China | **MEL:** Melbourne, Australia | **SYD:** Sydney, Australia | **BNE:** Brisbane, Australia |

For more information, please click [here](#)



PORT ROTATION

(Terminals are subject to change)

ORIGIN	ETA/ETD	TERMINAL
Tanjung Pelepas	SUN/MON	Tanjung Pelepas
Port Kelang	TUE/WED	Westports
Singapore	THU/SAT	PSA Singapore
Fremantle	FRI/SUN	Patrick Terminals
Adelaide	FRI/SUN	Flinders Adelaide Container Terminal
Melbourne	WED/FRI	Victoria International Container Terminal (VICT)
Sydney	SUN/TUE	Patrick Terminals
Brisbane	WED/FRI	Patrick Terminals
Tanjung Pelepas	SUN/MON	Tanjung Pelepas
Turnaround days: 49		

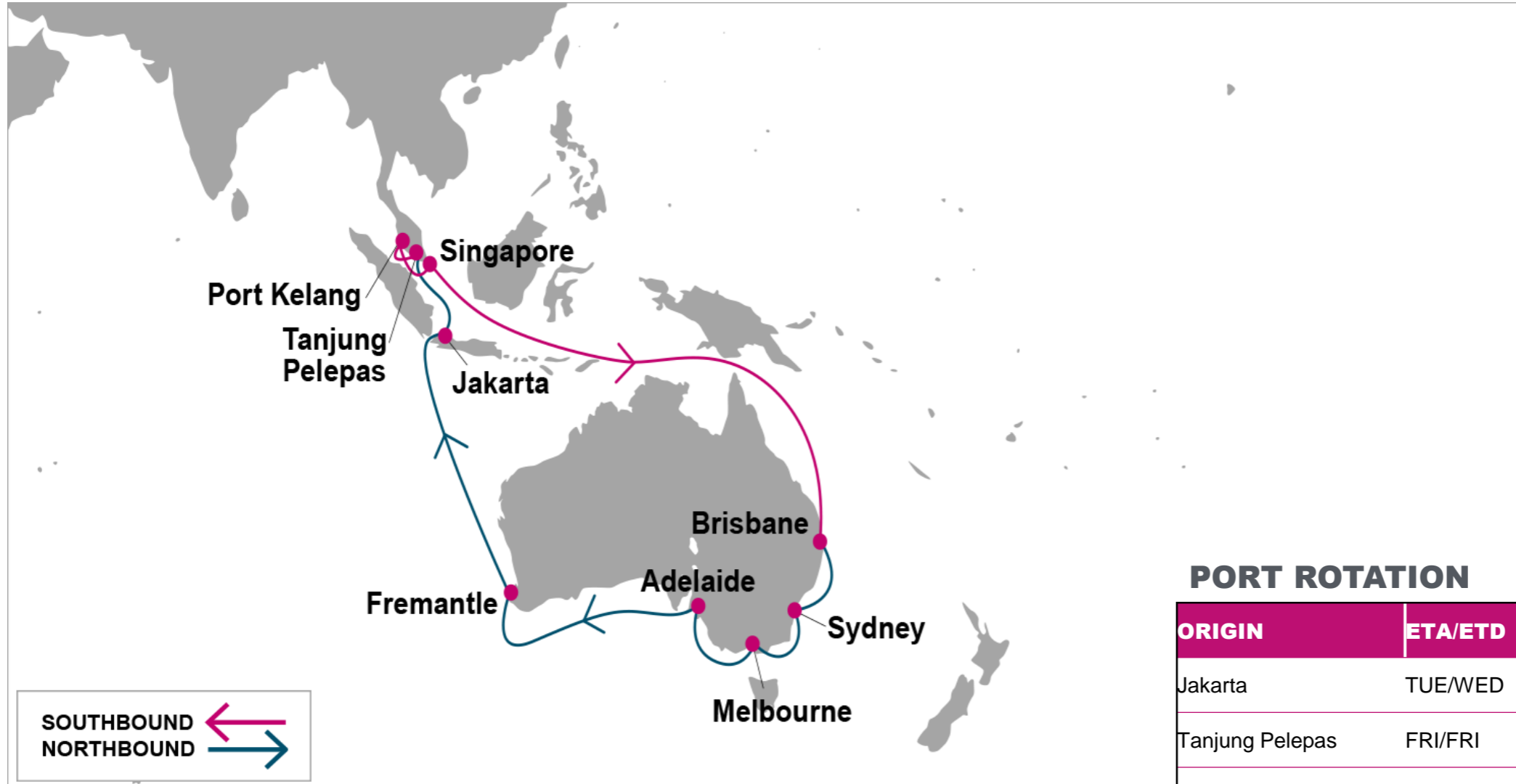
S/B	FRE	ADL	MEL	SYD	BNE	N/B	TPP	PKG	SIN
TPP	12	19	24	28	31	FRE	30	32	34
PKG	10	17	22	26	29	ADL	23	25	27
SIN	8	15	20	24	27	MEL	18	20	22
						SYD	14	16	18
						BNE	11	13	15

KEY TRANSIT TABLE - UNLOCODE PORT NAME & COUNTRY NAME

TPP: Tanjung Pelepas, Malaysia | **PKG:** Port Kelang, Malaysia | **SIN:** Singapore, Singapore | **FRE:** Fremantle, Australia | **ADL:** Adelaide, Australia | **MEL:** Melbourne, Australia | **SYD:** Sydney, Australia | **BNE:** Brisbane, Australia

NOTE: Transit times and port rotation are as of now and subject to change

For more information, please click [here](#)



PORT ROTATION

(Terminals are subject to change)

ORIGIN	ETA/ETD	TERMINAL
Jakarta	TUE/WED	New Priok Container Terminal (NPCT1)
Tanjung Pelepas	FRI/FRI	Tanjung Pelepas
Port Kelang	SAT/SUN	Westports
Singapore	MON/TUE	PSA Singapore
Brisbane	SAT/SUN	DP World Brisbane
Sydney	TUE/WED	DP World Sydney
Melbourne	FRI/SAT	DP World Melbourne
Adelaide	MON/MON	Flinders Adelaide Container Terminal
Fremantle	SUN/MON	DP World Fremantle
Jakarta	TUE/WED	New Priok Container Terminal (NPCT1)
Turnaround days: 42		

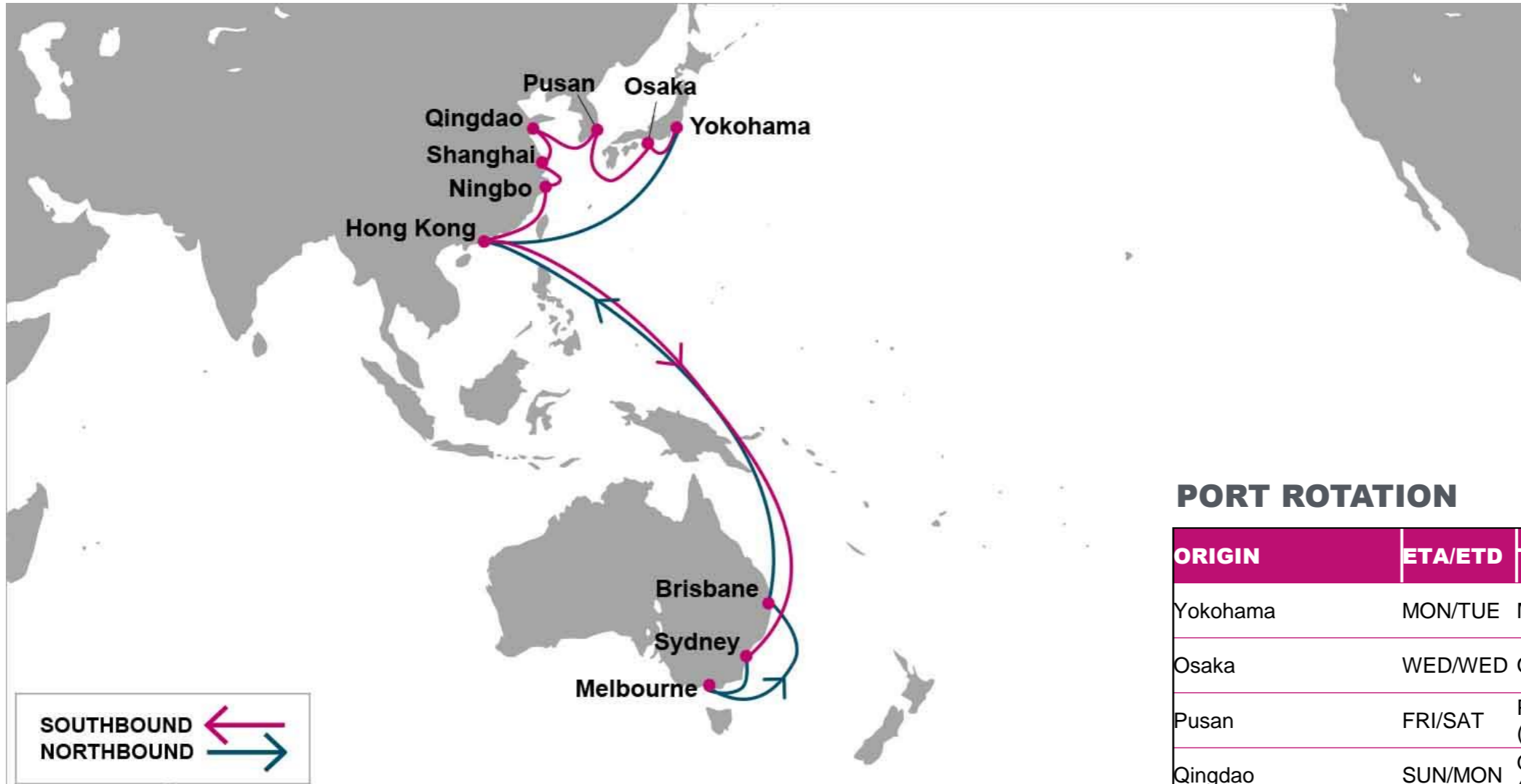
S/B	BNE	SYD	MEL	ADL	FRE	N/B	JKT	TPP	PKL	SIN
JKT	17	20	23	26	32	BNE	23	26	27	29
TPP	15	18	21	24	30	SYD	20	23	24	26
PKG	13	16	19	22	28	MEL	17	20	21	23
SIN	11	14	17	20	26	ADL	15	18	19	21
						FRE	8	11	12	14

KEY TRANSIT TABLE - UNLOCODE PORT NAME & COUNTRY NAME

JKT: Jakarta, Indonesia | **TPP:** Tanjung Pelepas, Malaysia | **SIN:** Singapore, Singapore | **PKG:** Port Kelang, Malaysia | **FRE:** Fremantle, Australia | **ADL:** Adelaide, Australia | **MEL:** Melbourne, Australia | **SYD:** Sydney, Australia | **BNE:** Brisbane, Australia

NOTE: Transit times and port rotation are as of now and subject to change

For more information, please click [here](#)



PORT ROTATION

(Terminals are subject to change)

ORIGIN	ETA/ETD	TERMINAL
Yokohama	MON/TUE	Minami Honmoku MC-3
Osaka	WED/WED	Osaka DICT(C-10,11,12)
Pusan	FRI/SAT	Pusan Newport International Terminal (PNIT)
Qingdao	SUN/MON	Qingdao Qianwan Container Terminal (QQCT)
Shanghai	TUE/WED	SIPG Yangshan Phase III (SGICT)
Ningbo	WED/THU	Ningbo Beilun International/First Container Terminals (NBCT)
Hong Kong	SAT/SUN	Hongkong International Terminals (HIT)
Sydney	FRI/SUN	Patrick Terminals
Melbourne	TUE/WED	Patrick Terminals
Brisbane	SAT/SUN	Patrick Terminals
Hong Kong	THU/THU	Hongkong International Terminals (HIT)
Yokohama	MON/TUE	Minami Honmoku MC-3
Turnaround days: 49		

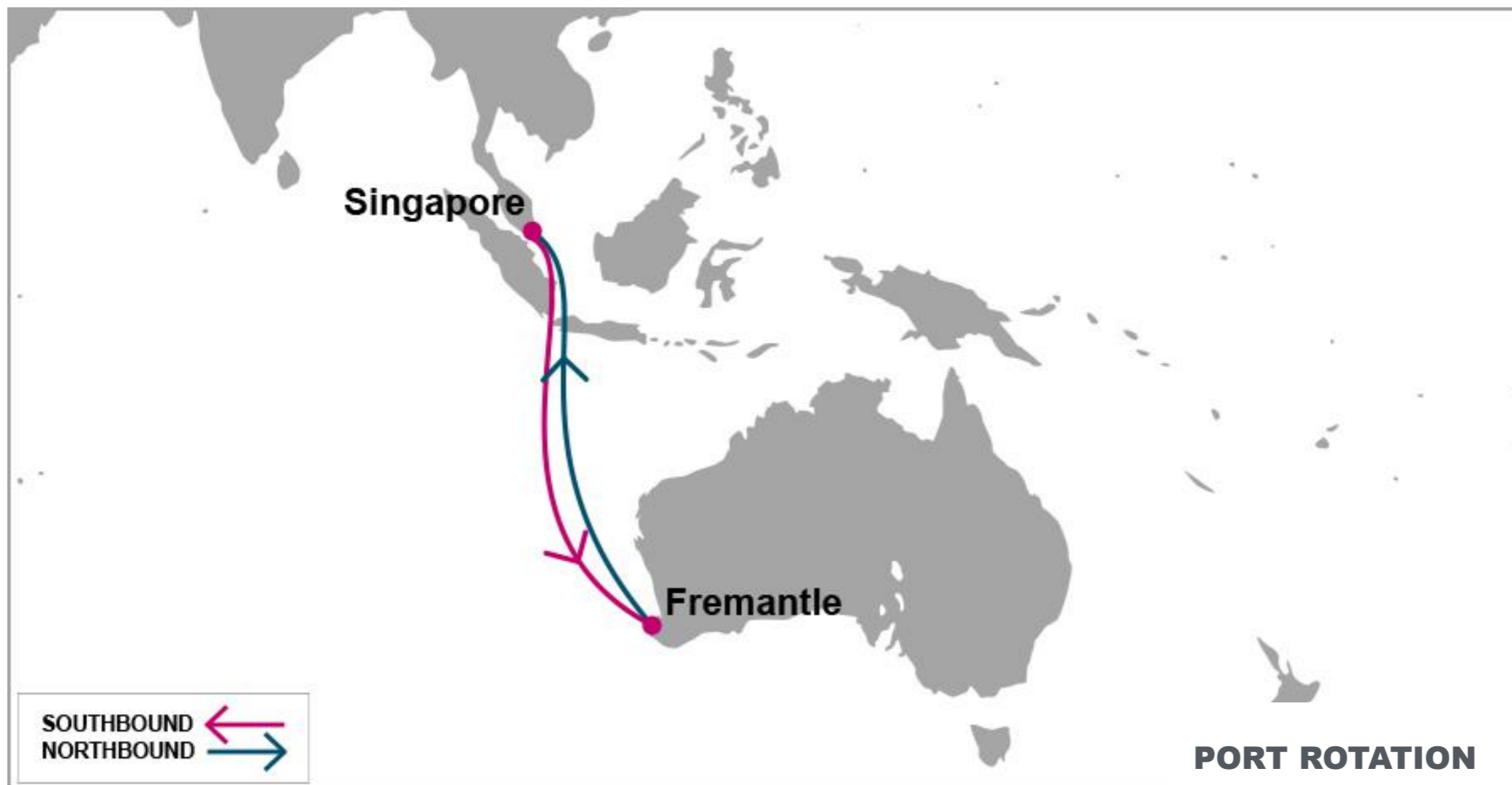
S/B	SYD	MEL	BNE	N/B	HKG	YOK	OSA	PUS	TAO	SHA	NGB
YOK	25	29	33	SYD	19	23	25	27	29	31	32
OSA	23	27	31	MEL	16	20	22	24	26	28	29
PUS	21	25	29	BNE	12	16	18	20	22	24	25
TAO	19	23	27								
SHA	17	21	25								
NGB	16	20	24								
HKG	13	17	21								

KEY TRANSIT TABLE - UNLOCODE PORT NAME & COUNTRY NAME

YOK: Yokohama, Japan | OSA: Osaka, Japan | PUS: Pusan, South Korea | TAO: Qingdao, China | SHA: Shanghai, China | NGB: Ningbo, China | HKG: Hong Kong, China | SYD: Sydney, Australia | MEL: Melbourne, Australia | BNE: Brisbane, Australia

NOTE: Transit times and port rotation are as of now and subject to change

For more information, please click [here](#)



S/B	FRE	N/B	SIN
SIN	6	FRE	6

PORT ROTATION

(Terminals are subject to change)

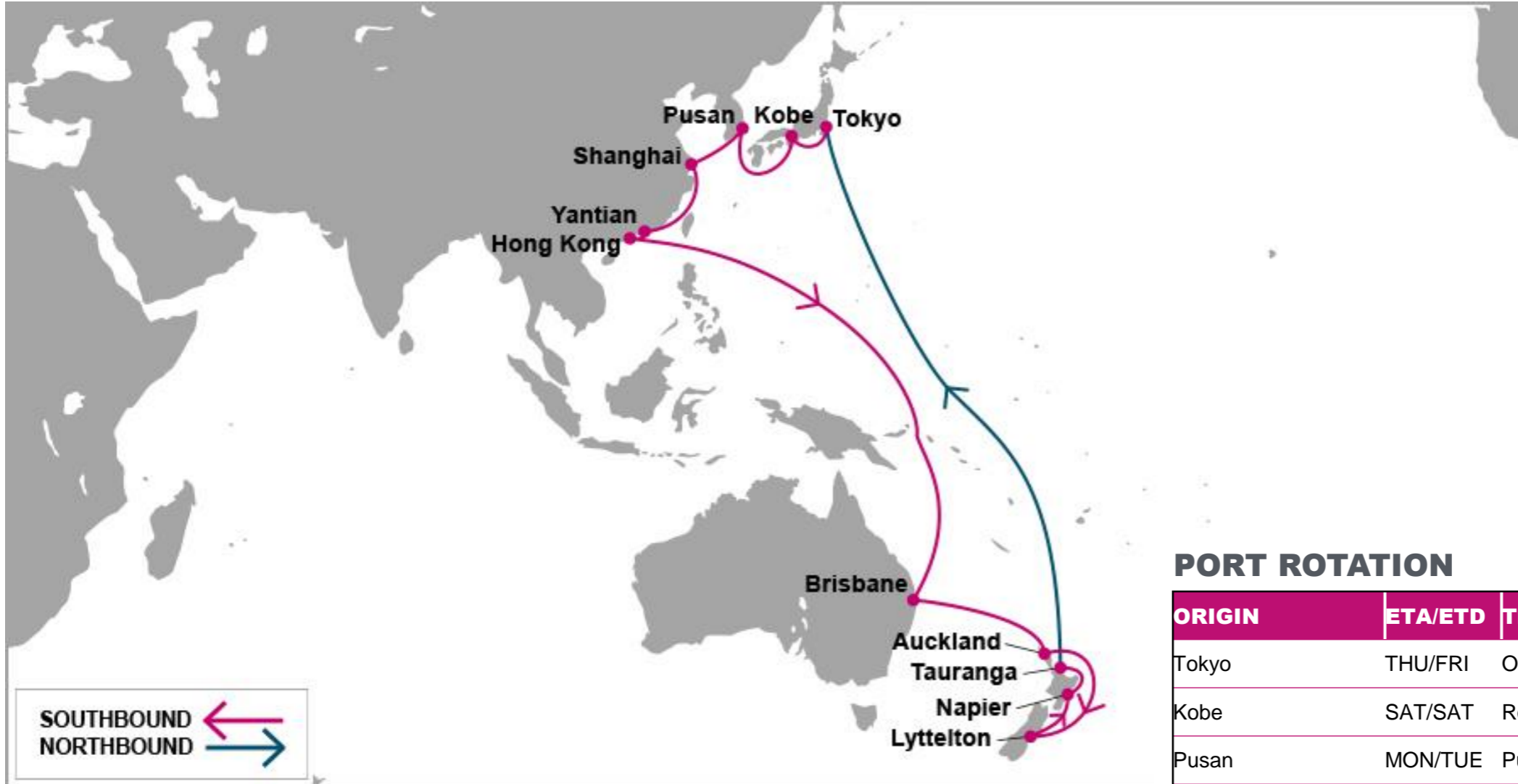
ORIGIN	ETA/ETD	TERMINAL
Singapore	THU/FRI	PSA Singapore
Fremantle	THU/FRI	Patrick Terminals
Singapore	THU/FRI	PSA Singapore
Turnaround days: 14		

KEY TRANSIT TABLE - UNLOCODE PORT NAME & COUNTRY NAME

SIN: Singapore, Singapore | **FRE:** Fremantle, Australia

NOTE: Transit times and port rotation are as of now and subject to change

For more information, please click [here](#)



PORT ROTATION

(Terminals are subject to change)

ORIGIN	ETA/ETD	TERMINAL
Tokyo	THU/FRI	Ohi No.3-4 Terminal*
Kobe	SAT/SAT	Rokko RC-6/7*
Pusan	MON/TUE	Pusan Newport Company (PNC)
Shanghai	THU/SAT	SIPG Waigaoqiao Phase II/III (SIPGZCT)
Yantian	TUE/TUE	Yantian International Container Terminal (YICT)
Hong Kong	WED/WED	Hongkong International Terminals (HIT)*
Brisbane	SUN/MON	DP World Brisbane
Auckland	FRI/SAT	Port of Auckland
Lyttelton	MON/TUE	Lyttelton Port Company
Napier	WED/THU	Port of Napier
Tauranga	THU/FRI	Port of Tauranga
Tokyo	THU/FRI	Ohi No.3-4 Terminal*

Turnaround days:49

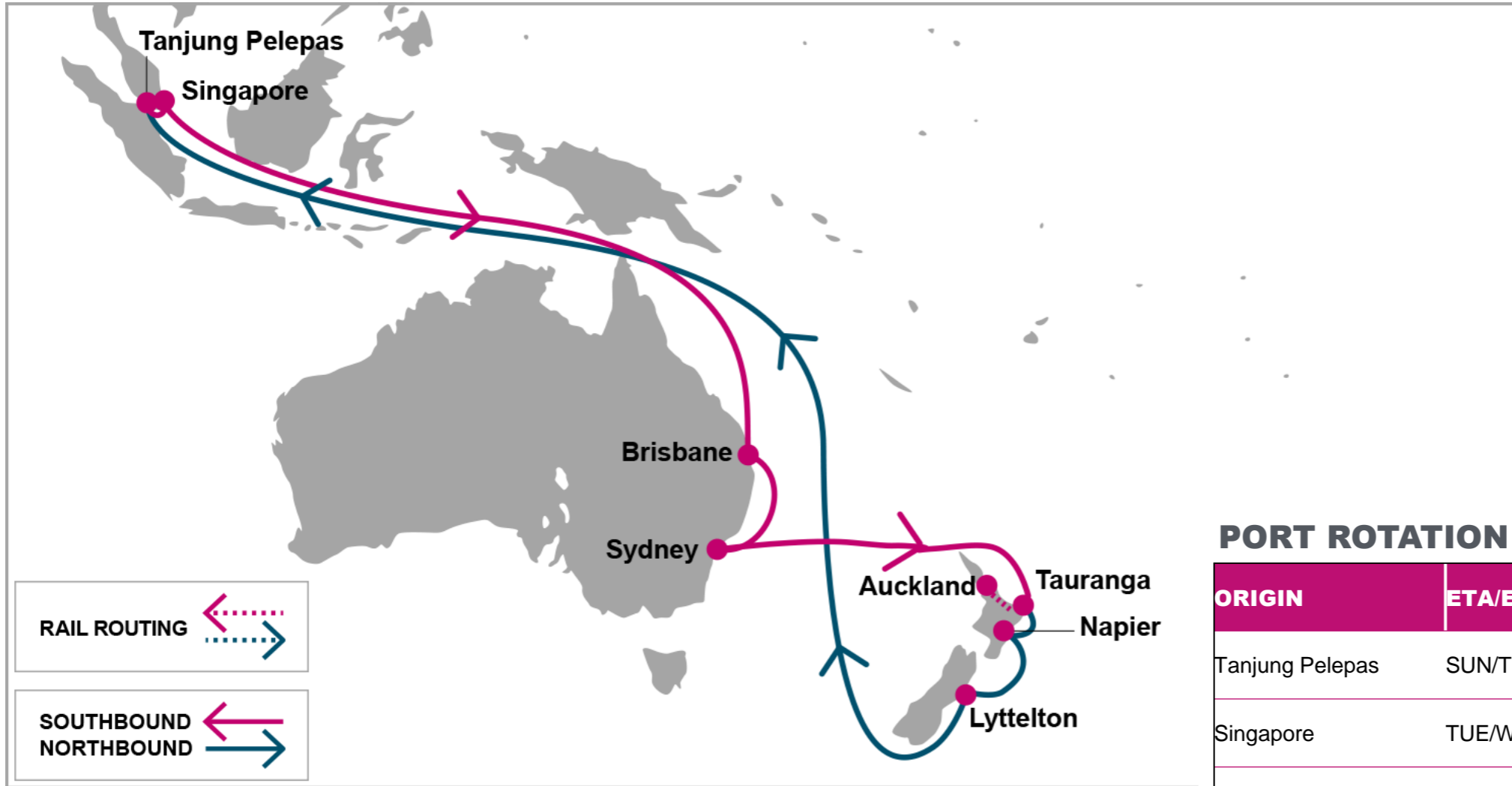
S/B	BNE	AKL	LYT	NPE	TRG	N/B	TYO	UKB	PUS	SHA	YTN	HKG
TYO	23	28	31	33	34	AKL	19	21	23	26	31	32
UKB	22	27	30	32	33	LYT	16	18	20	23	28	29
PUS	19	24	27	29	30	NPE	14	16	18	21	26	27
SHA	15	20	23	25	26	TRG	13	15	17	20	25	26
YTN	12	17	20	22	23							
HKG	11	16	19	21	22							

KEY TRANSIT TABLE - UNLOCODE PORT NAME & COUNTRY NAME

TYO: Tokyo, Japan | **UKB:** Kobe, Japan | **PUS:** Pusan, South Korea | **SHA:** Shanghai, China | **YTN:** Yantian, China | **HKG:** Hong Kong, China | **BNE:** Brisbane, Australia | **AKL:** Auckland, New Zealand | **LYT:** Lyttelton, New Zealand | **NPE:** Napier, New Zealand | **TRG:** Tauranga, New Zealand

NOTE: Transit times and port rotation are as of now and subject to change

For more information, please click [here](#)



PORT ROTATION

(Terminals are subject to change)

ORIGIN	ETA/ETD	TERMINAL
Tanjung Pelepas	SUN/TUE	Tanjung Pelepas
Singapore	TUE/WED	PSA Singapore
Brisbane	SAT/SUN	Patrick Terminals
Sydney	MON/WED	Patrick Terminals
Tauranga	SUN/TUE	Port of Tauranga
Auckland (Via Rail)	WED/THU	Metroport
Napier	THU/FRI	Port of Napier
Lyttelton	SAT/SUN	Lyttelton Port Company
Tanjung Pelepas	SUN/TUE	Tanjung Pelepas

Turnaround days: 49

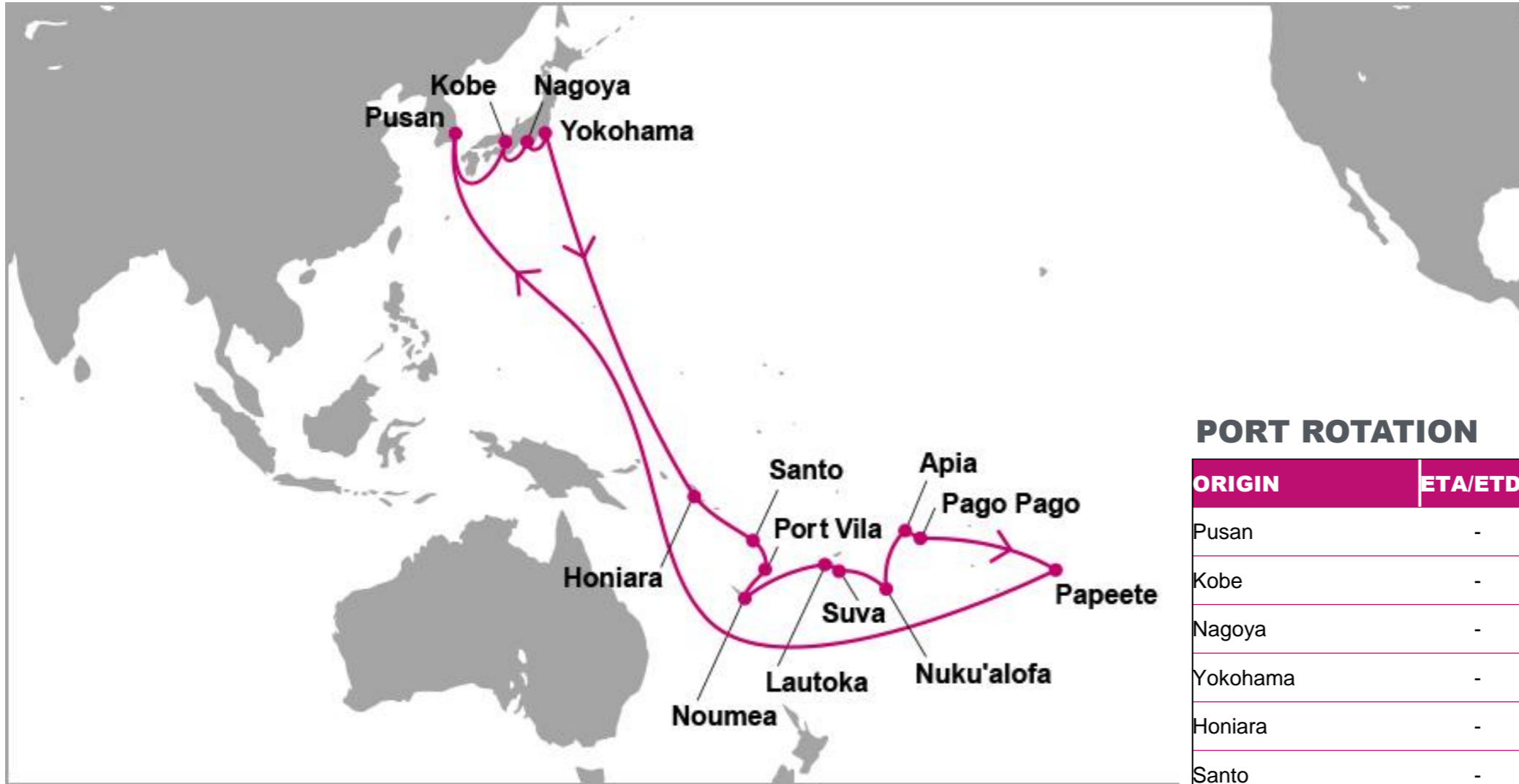
S/B	BNE	SYD	TRG	AKL	NPE	LYT	N/B	TPP	SIN
TPP	11	13	19	22	23	25	TRG	19	21
SIN	10	12	18	21	22	24	AKL	17	19
							NPE	16	18
							LYT	14	16

KEY TRANSIT TABLE - UNLOCODE PORT NAME & COUNTRY NAME

TPP: Tanjung Pelepas, Malaysia | **SIN:** Singapore, Singapore | **AKL:** Auckland, New Zealand | **TRG:** Tauranga, New Zealand | **NPE:** Napier, New Zealand | **LYT:** Lyttelton, New Zealand | **SYD:** Sydney, Australia | **BNE:** Brisbane, Australia

NOTE: Transit times and port rotation are as of now and subject to change

For more information, please click [here](#)



PORT ROTATION

(Terminals are subject to change)

ORIGIN	ETA/ETD	TERMINAL
Pusan	-	Busan Port Terminal
Kobe	-	Rokko IS. General Berth
Nagoya	-	Nagoya Kinjo General Berth
Yokohama	-	Daikoku General Berth
Honiara	-	S.I. Ports Authority
Santo	-	Luganville Wharf
Port Vila	-	Main Wharf
Noumea	-	Port Autonome De La Nouvelle Calédo
Lautoka	-	Lautoka Port
Suva	-	Suva Port
Nuku'alofa	-	Queen Salote Wharf
Apia	-	Matautu
Pago Pago	-	Pago Pago
Papeete	-	Port Autonome De Papeete
Pusan	-	Busan Port Terminal
Turnaround days:	-	

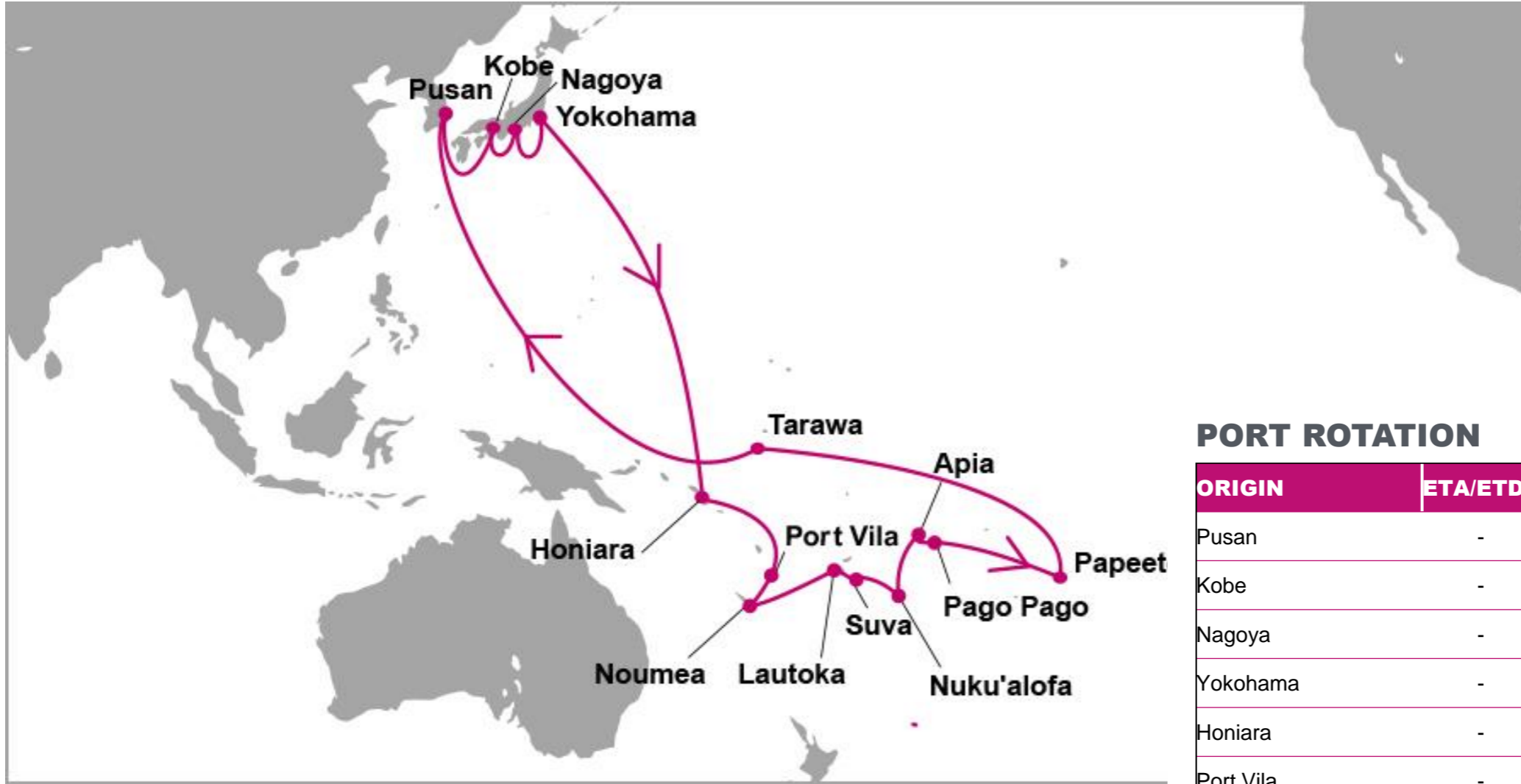
S/B	HIR	SAN	VLI	NOU	LTK	SUV	TBU	APW	PPG	PPT	N/B	PUS	UKB	NGO	YOK
PUS	12	16	17	18	22	23	25	28	30	34	HIR	40	43	45	47
UKB	11	15	16	17	21	22	24	27	29	33	SAN	38	41	42	44
NGO	10	14	15	16	20	21	23	26	28	32	VLI	37	40	41	43
YOK	8	12	13	14	18	19	21	24	26	30	NOU	35	38	39	41
											LTK	32	35	36	38
											SUV	31	34	35	37
											TBU	28	31	32	34
											APW	25	28	29	31
											PPG	24	27	28	30
											PPT	19	22	23	25

KEY TRANSIT TABLE - UNLOCODE PORT NAME & COUNTRY NAME

PUS: Pusan, South Korea | **UKB:** Kobe, Japan | **NGO:** Nagoya, Japan | **YOK:** Yokohama, Japan | **HIR:** Honiara, Solomon Islands | **SAN:** Santo, Vanuatu | **VLI:** Port Vila, Vanuatu | **NOU:** Noumea, New Caledonia | **LTK:** Lautoka, Fiji | **SUV:** Suva, Fiji | **TBU:** Nuku'alofa, Kingdom of Tonga | **APW:** Apia, Samoa | **PPG:** Pago Pago, American Samoa | **PPT:** Papeete, French Polynesia

NOTE: Transit times and port rotation are as of now and subject to change

For more information, please click [here](#)



PORT ROTATION

(Terminals are subject to change)

ORIGIN	ETA/ETD	TERMINAL
Pusan	-	Pusan General Berth
Kobe	-	Rokko Island I. Berth
Nagoya	-	Nagoya Terminal
Yokohama	-	Daikoku T-1 TML
Honiara	-	S.I. Ports Authority
Port Vila	-	Main Wharf
Noumea	-	Port Autonome De La Nouvelle Caledo
Lautoka	-	Lautoka Port
Suva	-	Suva Port
Nuku'alofa	-	Queen Salote Wharf
Apia	-	Matautu
Pago Pago	-	Pago Pago
Papeete	-	Port Autoome De Papeete
Tarawa	-	Kiribati Port Authority
Pusan	-	Pusan General Berth
Turnaround days:	-	

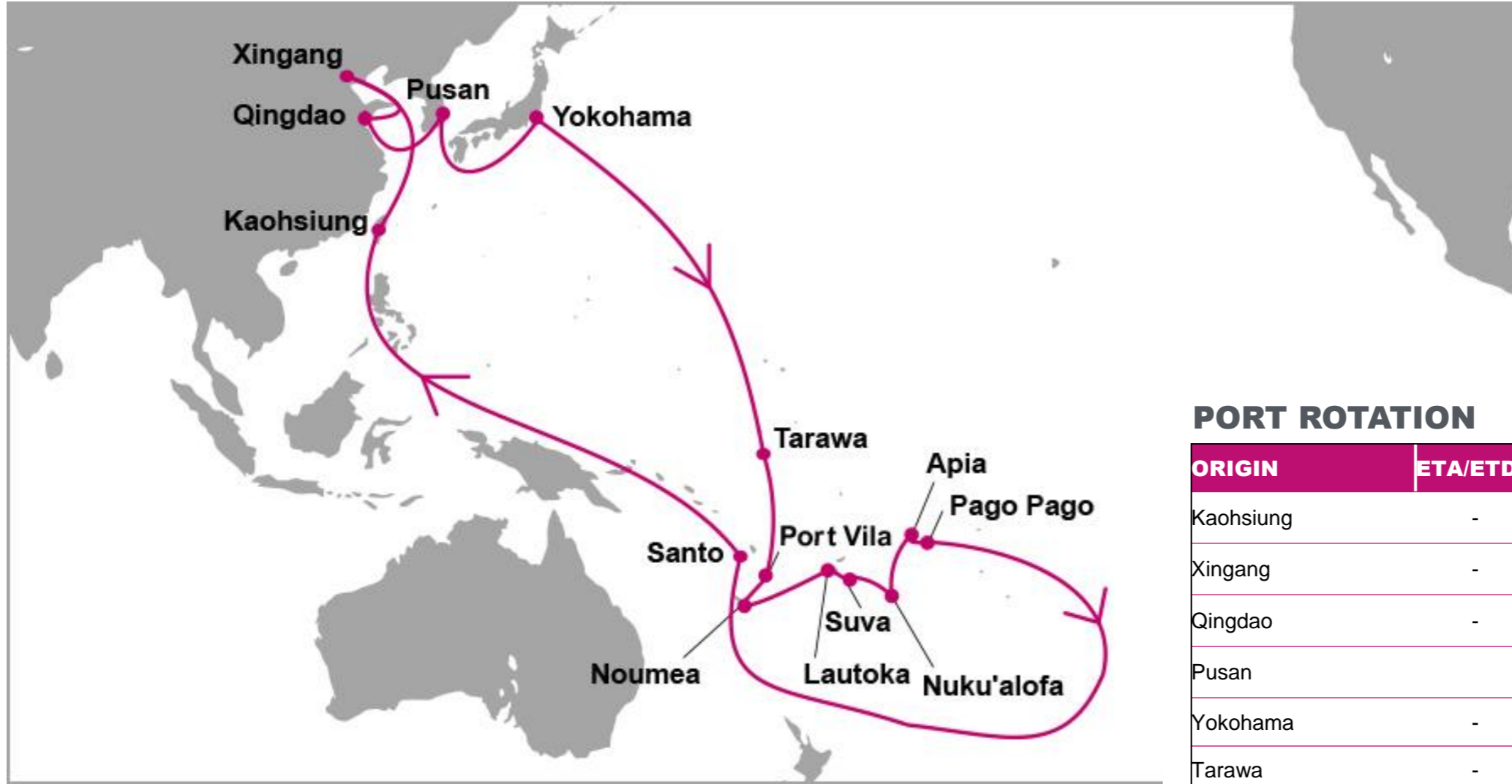
S/B	HIR	VLI	NOU	LTK	SUV	TBU	APW	PPG	PPT	TRW	N/B	PUS	UKB	NGO	YOK
PUS	14	17	19	21	22	24	26	26	32	40	HIR	39	43	44	45
UKB	12	15	17	19	20	22	24	24	30	38	VLI	36	40	41	42
NGO	11	14	16	18	19	21	23	23	29	37	NOU	35	39	40	41
YOK	10	13	15	17	18	20	22	22	28	36	LTK	32	36	37	38
											SUV	31	35	36	37
											TBU	30	34	35	36
											APW	28	32	33	34
											PPG	27	31	32	33
											PPT	22	26	27	28
											TRW	13	17	18	19

KEY TRANSIT TABLE - UNLOCODE PORT NAME & COUNTRY NAME

PUS: Pusan, South Korea | **UKB:** Kobe, Japan | **NGO:** Nagoya, Japan | **YOK:** Yokohama, Japan | **HIR:** Honiara, Solomon Islands | **VLI:** Port Vila, Vanuatu | **NOU:** Noumea, New Caledonia | **LTK:** Lautoka, Fiji | **SUV:** Suva, Fiji | **TBU:** Nuku'alofa, Kingdom of Tonga | **APW:** Apia, Samoa | **PPG:** Pago Pago, American Samoa | **PPT:** Papeete, French Polynesia | **TRW:** Tarawa, Kiribati

NOTE: Transit times and port rotation are as of now and subject to change

For more information, please click [here](#)



PORT ROTATION

(Terminals are subject to change)

ORIGIN	ETA/ETD	TERMINAL
Kaohsiung	-	Lien Hai Terminal & Stevedoring (berth 42)
Xingang	-	Tianjin Pacific International Container Terminal (TPCT)
Qingdao	-	Qingdao Qianwan Container Terminal (QQCT)
Pusan	-	Dongbu Pusan Container Terminal (DPCT)
Yokohama	-	Honmoku Terminal
Tarawa	-	Kiribati Port Authority
Port Vila	-	Main Wharf
Noumea	-	Port Autonome De La Nouvelle Calédo
Lautoka	-	Lautoka Port
Suva	-	Suva Port
Nuku'alofa	-	Queen Salote Wharf
Apia	-	Matautu
Pago Pago	-	Pago Pago
Santo	-	Luganville Wharf
Kaohsiung	-	Lien Hai Terminal & Stevedoring (berth 42)
Turnaround days:	-	

S/B	TRW	VLI	NOU	LTK	SUV	TBU	APW	PPG	SAN	N/B	KHH	TXG	TAO	PUS	YOK
KHH	24	29	31	34	35	38	41	41	52	TRW	30	34	36	40	44
TXG	20	25	27	30	31	34	37	37	48	VLI	25	29	31	35	39
TAO	16	21	23	26	27	30	33	33	44	NOU	23	27	29	33	37
PUS	13	18	20	23	24	27	30	30	41	LTK	20	24	26	30	34
YOK	9	14	16	19	20	23	26	26	37	SUV	18	22	24	28	32
										TBU	16	20	22	26	30
										APW	14	18	20	24	28
										PPG	13	17	19	23	27
										SAN	2	6	8	12	16

KEY TRANSIT TABLE - UNLOCODE PORT NAME & COUNTRY NAME

KHH: Kaohsiung, Taiwan | TXG: Xingang, China | TAO: Qingdao, China | PUS: Pusan, South Korea | YOK: Yokohama, Japan | TRW: Tarawa, Kiribati | VLI: Port Vila, Vanuatu | NOU: Noumea, New Caledonia | LTK: Lautoka, Fiji | SUV: Suva, Fiji | TBU: Nuku'alofa, Kingdom of Tonga | APW: Apia, Samoa | PPG: Pago Pago, American Samoa | SAN: Santo, Vanuatu

NOTE: Transit times and port rotation are as of now and subject to change